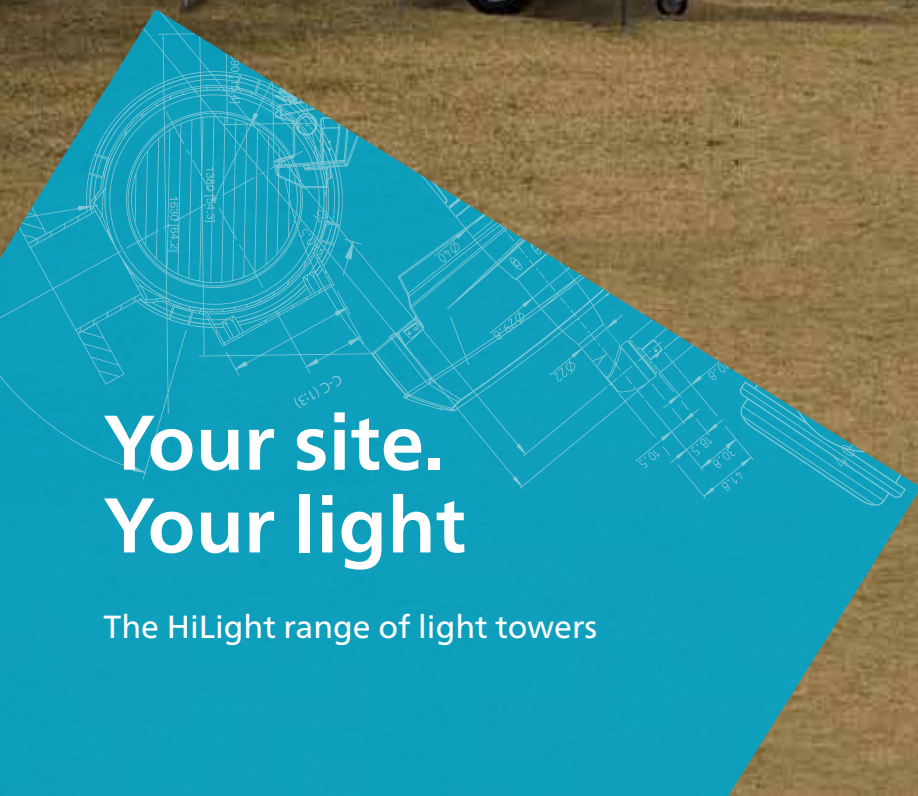


*Atlas Copco*



# Your site. Your light

The HiLight range of light towers

# We have the light tower to suit any needs

The HiLight range of light towers were designed to offer the widest choice when it comes to finding the light tower that is right for your application. We provide multiple range of industries with a flexible and dynamic set of lighting options, while addressing all aspects of efficiency and safety. You can also be assured of the robust build quality and compact size for which Atlas Copco is globally recognized.

We have really put our innovation stamp on LED technology. The lenses in our LED light towers have a very special optic designed specifically for construction and mining applications.

This innovative, fully directional, LED lens design means we maximize the light coverage and reduce “lighting waste”. A single HiLight tower can cover an area of up to 6.000 m<sup>2</sup> with a 20 lux (brightness) average – ensuring a brighter, safer and more productive site.

On top of that, at Atlas Copco we have a strong commitment with the innovation and the environment, and therefore we have developed new technologies that provide bright and efficient light with zero emissions, zero fuel consumption and even zero noise. Just take a look.



## Building a brighter future with solar energy

HiLight S2+ uses solar radiation as an energy source, providing silent and cleaner operations in construction projects, mining, oil and gas, and event sites.



# HiLight S2+

## Solar-powered light tower



The new user-friendly solar-powered LED light tower, HiLight S2+, delivers efficient, high performance, giving workers good visibility, while allowing sites to increase their sustainability and comply with zero CO2 emission and noise regulations.

The HiLight S2+ delivers 2.000 m2 light coverage and can be easily manoeuvred into place and solar panels set up; they are simply pulled out from the canopy and can be adjusted to best align with the sun's position.

The HiLight S2+ features an external control panel, and dimming function to increase autonomy efficiency.

The new solar light tower provides autonomous operation. In cases where energy demand is higher than solar yield, the light tower can also be charged with any external power grid. Batteries can be recharged with solar energy in 8 hours or an external power source in just 3 hours.

This light tower offers a robust alternative for end users and rental companies operating in construction projects, mining, oil and gas and event sites. Since the tower works at temperatures from -5°C to +50°C and can operate reliably at high altitude without derating, it is also ideal for remote work sites.



LED Light

Pop-up canopy and extensible solar panels

**ZERO** NOISE EMISSIONS FUEL CONSUMPTION

<p>UP TO <b>6</b> TON CO<sub>2</sub> REDUCTION*</p>	<p>UP TO <b>11</b> HOURS AUTONOMY AT 100%</p>	<p>LIFE SPAN <b>50.000</b> Hrs</p>
<p>MINIMUM MAINTENANCE TIME AND COSTS</p>	<p>DIMMABLE LED <b>4X90W</b></p>	<p>LIGHT COVERAGE <b>2.000 m<sup>2</sup></b></p>

(\* compare to diesel light towers)



# HiLight Z3+

## The battery light tower

Offering run times of up to 32 hours, an extended lifespan, minimal maintenance and low operational costs, **the compact HiLight Z3+ is powered by a lithium-ion battery and provides enhanced illumination for metropolitan construction sites, outdoor events and industrial areas.** Zero noise during operation and the absence of engine emissions ensure full environmental compliance in urban locations

The HiLight Z3+ features a high luminosity lamp assembly comprised of 4 x 160 W dimmable LEDs, with a life expectancy of 50,000 hours. Combined with specially designed directional glass optics, the floodlights provide optimal 20 lux light distribution over a 3000 m<sup>2</sup> illumination area. The LED lighting units are supported by a hydraulically elevated, 5-element vertical mast, certified wind-stable up to 80 km/h, with a maximum operating height of 8 m.

LED Light



**3+ ZERO** NOISE  
EMISSIONS  
FUEL CONSUMPTION

8 Hrs CHARGING  
4 NIGHTS AUTONOMY

TRANSPORT EFFICIENCY  
22 ut  
13m Truck

LIFE SPAN  
50.000 Hrs  
LED

LIGHT COVERAGE  
3.000 m<sup>2</sup>

MINIMUM MAINTENANCE TIME AND COSTS

8m  
80 km/h WIND STABILITY

DIMMABLE LED  
4X160W

# HiLight B6+

## The smart light tower

The ultra-quiet LED light tower HiLight B6+ has been designed to be seen and not heard while ensuring maximum safety at the site.

Delivering operating noise levels as low as 55 dBA, the renewed version of the HiLight B6+ light tower is ideally suited to provide illumination at events, temporary public lighting or enhanced visibility at construction sites located near residential areas.

The HiLight B6+ can be equipped with a new innovation called the **SmartMast™(\*)**, which automatically lowers itself when safety or stability is compromised. The proprietary vertical mast technology from Atlas Copco features in-built sensors that detect when safety or stability of the light tower is compromised due to critical environmental or sites conditions, and alerts end users to potential obstacles and impacts. It also provides stability assistance when installing a light tower, for instance by flagging up irregular surfaces and floors, to ensure safe siting.



**SMART MAST**

LIFE SPAN  
50.000 Hrs

LIGHT COVERAGE  
6.000m<sup>2</sup>

SERVICE INTERVAL (HRS)  
600

TRANSPORT EFFICIENCY  
22 ut

55 dB(A) at 7m

START PHOTOCELL

WEEKLY TIMER

(\*) Check availability

# HiLight H6+

## More than meets the eye

---

**This new light tower offers low operational costs and reduced noise levels while increasing illumination coverage. It is ideal to use in tough environments, such as applications in construction, mining, and rental companies.**

The HiLight H6+ comes with the innovative **HardHat® body**, made of medium-density polyethylene rather than metal, to protect the working operation underneath from the elements. The HardHat® is **resistant to corrosion**, lightweight, crack-resistant, environmentally friendly, and better able to meet the tough demands of on-site use.

It features a new generation of LED floodlights that are more efficient and provide optimal light distribution up to **6.000 m<sup>2</sup> illumination area** with a life expectancy of 50.000 hours. To offer the right luminosity at each moment and increased autonomy, the new HiLight H6+ comes with a dimming function on the easy-to-use control panel, located in an exterior lateral of the light tower.

Maintenance and transport efficiency were a priority when designing the HiLight H6+. On the first front, the light tower only requires a **simple service** after 600 hours of operation which can be carried out in 40 minutes.



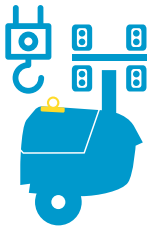
**New**

**LED Light**

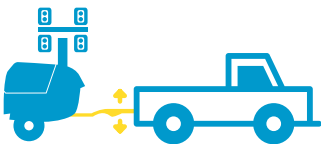
The new **HiLight H6+** comes with three different ways of transporting; the integrated lifting point, four forklift slots and three different tow bars to choose. The adjustable tow bar provides **flexibility**, as it allows users to handle and transport the HiLight H6+ easily while towing with vans, trucks, and pick-ups.



Forklift slots



Integrated lifting point



Straight / Foldable / Adjustable tow bar



One side service



**HardHat®**  
BODY

UP TO  
**40% LESS**  
FUEL AND  
CO<sub>2</sub> EMISSIONS\*

**-5dB(A)**  
LOWER  
NOISE

55  
dB(A)

**40Min**  
EVERY 600 Hrs

**LIGHT  
COVERAGE**  
**6.000m<sup>2</sup>**

**LIFE SPAN**  
**50.000**  
Hrs

\*with dimming function



# HiLight V4+ and HiLight V5+

The HiLight V4+ and the HiLight V5+ include a HardHat® canopy as standard, which ensures maximum protection of internal parts. This range of light towers is perfect for multiple drop rental applications and providing users a **robust and easy-to-transport set of lighting options that match any site requirements**. Thanks to its compact dimensions, 16 units can be loaded on a 13-metre truck. The extended safety features also guarantee the protection of bulbs during transportation.



LED Light  
4X250W



LED Light  
4X350W

LIGHT  
COVERAGE  
4.000 m<sup>2</sup>

300  
HOURS  
RUNTIME  
(110 L FUEL TANK)

0,36 l/h



SERVICE  
INTERVAL (HRS)  
600

63 dB(A)  
at 7m

LIGHT  
COVERAGE  
5.000 m<sup>2</sup>

Spillage free  
frame

0,7 l/h

(\*) Available in 50 and 60Hz Tier4 final. Trailer comply with DOT US regulations. For EU Trailer please contact Atlas Copco representative.





# HiLight V4 and V4W

The HiLight V4 offers increased serviceability with wide wing doors and all components easily accessible. Environmental considerations have also been taken into account, with a frame design that prevents oil, fluids and fuel from leaking out and contaminating the ground.


The HiLight V4W offers the best performance at **high altitudes and in the most extreme environments - thanks to its 8kW engine**. In addition, the larger fuel tank and low fuel consumption allow longer run times between refueling. The HardHat® canopy ensures maximum protection of internal parts.



**TRANSPORT EFFICIENCY**  
16 ut  13m Truck

 **2 l/h**

**LIGHT COVERAGE**  
**4.000 m<sup>2</sup>**

**LIFE SPAN** METAL HALIDE  
**6.000 Hrs** 

**HardHat®** technology   
Spillage free frame 

 **90 HOURS RUNTIME**

 **OPERATION IN EXTREME ENVIRONMENTS**

 **1,7 l/h**

UP TO  
**15%**  
BRIGHTER



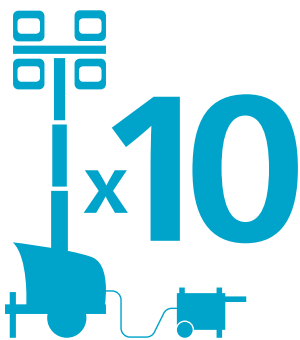


# HiLight E3+

## Electric light tower with HardHat®

The renew HiLight E3+, will operate reliably throughout the most demanding conditions found at construction sites, outdoor events and temporary public lighting installations. Its internal electronics, control panel and connectors are protected from the elements by the company's innovative HardHat® canopy, while the complete assembly, which includes a heavy-duty 7 metre mast, has a certified wind stability of 100 km/h. **Easy to plug into any power source including auxiliary power, electrical generator or directly into the grid.**

With no mechanical parts to maintain, and no liquids or emissions, the light tower is environmentally friendly and virtually maintenance-free.



<p>Exclusive <b>HardHat®</b> technology</p>	<p><b>TRANSPORT EFFICIENCY</b> 32 ut  <small>13m Truck</small></p>	<p>7m <b>100 km/h</b> WIND STABILITY</p>	
<p><b>LIFE SPAN</b> 50.000 Hrs </p>	<p><b>LIGHT COVERAGE</b> 3.000 m<sup>2</sup></p>	<p><b>PLUG &amp; LIGHT</b></p>	<p><b>ZERO FUEL AND CO<sub>2</sub> EMISSIONS</b></p>



# HiLight V2+

# HiLight V3+

These electric plug & light solutions provide flexible lighting options for a wide range of applications. The HiLight V2+ and V3+ come with a robust steel frame with PE bumpers.

These bumpers are designed to the same standards as the HardHat® Canopy.



E-LED



E-LED

**PLUG & LIGHT**

**EASY TO TRANSPORT**

**LIGHT COVERAGE**

2.000 m<sup>2</sup> v2+  
3.000 m<sup>2</sup> v3+

**LIFE SPAN**

**50.000** Hrs

(\*) CE models, please consult



# HiLight P2+

Supplied with a special lighting optic, covered by an integrated polyethylene housing, you can be assured of no burn out and a longer lifetime. In addition, great performance comes from the unique floodlight that spreads **light 360 degrees, giving users a larger illuminated area compared to traditional balloon style towers.**

<b>PLUG &amp; LIGHT</b> 	<b>50 km/h</b> WIND STABILITY
<b>LIGHT COVERAGE</b> <b>2.000 m<sup>2</sup></b> 	<b>ZERO</b> FUEL AND CO <sub>2</sub> EMISSIONS 
<b>NO AIR</b> PRESSURE NEEDED	<b>ANTIBURNT</b> FLOODLIGHT



## No access to the grid?

Suggested power sources; iP and P generators

	P2000 i 1,6 kW	P3500 i 3 kW	P3000 2,3 kW	P6500 5 kW	P8000 6 kW
Variable speed smart control					
Automatic Voltage Regulation (AVR)					
HiLight P2+ LED 320W	4	9	7	15	18
HiLight V2+ LED 320W	1	1	1	1	1
HiLight V3+ LED 4x120W	1	1	1	1	1
HiLight E3+ LED 4x160W	2	4	3	7	9



- Perfect fit
- Good choice

# Choose the one that best fits your needs

	Segments	Energy Efficiency	Running hours	Area coverage	Easy movement	Lamps durability	Service interval	Transport efficiency
HiLight Z3+	EVENTS   CONSTRUCTION	●	●	○	○	●	●	●
HiLight S2+	CONSTRUCTION   QUARRY   EVENTS	●	●	○	●	●	●	○
HiLight H6+	CONSTRUCTION   QUARRY   EVENTS	●	●	●	●	●	●	●
HiLight B6+	ROAD WORKS   EVENTS	●	●	●	○	●	●	●
HiLight V4+	CONSTRUCTION   QUARRY	●	●	●	●	●	●	○
HiLight V5+	CONSTRUCTION   QUARRY	●	○	●	●	●	●	○
HiLight V4	CONSTRUCTION   QUARRY	○	○	●	●	○	●	○
HiLight E3+	EVENTS   ROAD WORKS	●	○	○	●	●	●	●
HiLight P2+	EVENTS	●	○	○	●	●	●	●
HiLight V2+/V3+	CONSTRUCTION   ROAD WORKS	●	○	○	●	●	●	●
HiLight V4W	CONSTRUCTION   QUARRY	●	●	●	●	○	●	○

● Best choice ○ Suitable

## What's unique about our LED technology?

**FUEL EFFICIENCY**

**LIFE SPAN**

**50.000 Hrs**

**LIGHT COVERAGE**

**UP TO 6.000 m<sup>2</sup>**

**COLOR RENDERING INDEX**

**> 85 OUT OF 100**

**INCREDIBLE LIGHT DISTRIBUTION**

**HEAVY DUTY PROTECTION**

- LED HiLight tower lamps have an aluminum casting which provides heavy duty protection, even during transportation.
- The LED lamps have a high CRI (Color Rendering Index) score (> 85 out of 100).
- The specially designed directional optics of the LED HiLight range offer incredible light distribution.
- Our LED HiLight towers achieve up to 6.000 square-metres of light coverage with an average level of 20 luxes.
- LED lamps have a life expectancy of more than 50.000 hours.
- Our LED technology enables us to set the industry benchmark when it comes to fuel efficiency.

## HiLight LED savings per year (per unit, compared to a metal halide light tower)

**1.500 Liters** **-60%**

**4.800 Kilos** **-60%**

**23 Trees** **-60%**

**3 Bulbs** **-100%**

(\*) Savings will vary depending on comparison models.

		BATTERY				DIESEL				ELECTRIC			
		HiLight Z3+	HiLight S2+	HiLight H6+	HiLight B6+	HiLight V4+	HiLight V5+	HiLight V4	HiLight V4W	HiLight E3+	HiLight P2+	HiLight V2+	HiLight V3+

<b>Light coverage m<sup>2</sup></b>		3000 (average 10 luxes)	2000 (average 10 luxes)	6000 (average 20 luxes)	6000 (average 20 luxes)	4000 (average 20 luxes)	5000 (average 20 luxes)	4000 (average 20 luxes)	4000 (average 20 luxes)	3000 (average 12 luxes)	2000 (average 10 luxes)	2000 (average 10 luxes)	2500 (average 10 luxes)
<b>Lamps</b>		LED	LED	LED	LED	LED	LED	Metal halide	Metal halide	LED	LED	LED	LED
<b>Mast</b>		Hydraulic	Vertical manual	Vertical hydraulic	Vertical hydraulic	Vertical manual	Vertical manual	Vertical manual	Vertical manual	Vertical manual	Vertical manual	Vertical manual	Vertical manual
<b>Extra features</b>		Hydraulic Noise and CO2 free	Solar Noise and CO2 free	HardHat® body	Compact box	HardHat® canopy	HardHat® canopy	HardHat® canopy	HardHat® canopy	Electric	Electric	Electric	Electric
<b>Performance data</b>													
Rated frequency	Hz	-	50   60	50	50   60	50   60	50   60	50   60	50   60	50   60	50	50	50
Rated voltage	VAC	-	230   240	230	230   120	230   120	230   120	230   120	230   120	230   120	230	230	230
Rated power (PRP)	kW	-	-	2,3	2,3   2,4	2,3   2,4	2,3   2,4	5,5   6	6   8	-	-	-	-
Operating temperature (min/max)	°C	-20/50	-5/50	-20 / 40	-20 / 40	-25 / 50	-25 / 50	-25 / 49	-25 / 50	-	-	-	-
Sound power level (LwA)	dB(A)	-	-	82	82	88	86	92   94	87   89	-	-	-	-
Sound pressure level (LpA) at 7m	dB(A)	-	-	55	55	65	63	71   73	63   64	-	-	-	-
<b>Energy Source</b>													
Type		Battery	Solar	Diesel	Diesel	Diesel	Diesel	Diesel	Diesel	Electric	Electric	Electric	Electric
Model		-	-	Kubota Z482	Kubota Z482	Kubota Z482	Kubota Z482	Kubota Z482	Kubota Z482	-	-	-	-
Speed	rpm	-	-	1500	1500   1800	1500   1800	1500   1800	3000   3600	1500   1800	-	-	-	-
Rated net output (PRP)	kW	-	-	2,7	2,7   3	2,7   3	2,7   3	6,9   8,1	8   9,5	-	-	-	-
Coolant		-	-	Water	Water	Water	Water	Water	Water	-	-	-	-
Number of cylinders		-	-	2	2	2	2	2	3	-	-	-	-
<b>Alternator</b>													
Model		-	-	Meccalte LT3/75	Meccalte LT3/75 ACA132BL	Atlas Copco ACA132B*	Meccalte LT3/75	Sincro EK 2	Atlas Copco DP06/AG164	-	-	-	-
Rated output	kVA	-	-	3,5   4,5	3,5   4,5 3   4	3   4	3,5   4,5	6   7,5	6   8	-	-	-	-
Insulation / Enclosure protection	class/IP	-	-	H / 21	H / 21 H / 23	H / 23	H / 21	H / 23	H / 23	-	-	-	-
<b>Energy Consumption</b>													
Fuel tank capacity	l	-	-	125	130	110	110	110	160	-	-	-	-
Autonomy	h	18   32	11   22	185	200	245	150	57   50	90	-	-	-	-
<b>Power output</b>													
Auxiliary power	kW	-	-	1,2	1,2	1	1	1,4   2	2	-	-	-	-
<b>Lights</b>													
Floodlights		LED	LED	LED	LED	LED	LED	Metal halide	Metal halide	LED	LED	LED	LED
Wattage	W	4 x 160	4 x 90	4 x 350	4 x 350	4 x 250	4 x 350	4 x 1000	4 x 1000	4 x 160 1x500	320	320	4 x 120
<b>Mast</b>													
Type		Hydraulic	Manual	Hydraulic	Hydraulic	Manual vertical, 5 section	Manual vertical, 5 section	Manual vertical, 5 section	Manual vertical, 5 section	Manual	Manual	Manual	Manual
Rotation	degrees	340	340	340	340	360	360	360	360	0	0	0	0
Maximum height	m	8	7	8	8	7,5	7,5	7,5	7,5	7	3,5	5	5
Maximum speed wind	km/h	80	80	80	80	80	80	80	80	80	50	80	80
<b>Enclosure and trailer</b>													
Type		-	Trailer with 4 point leveling system	EU Road homologated fix or adjustable towbar, or site trailer	-	DOT US Compliant Unibody trailer with 4 point leveling system. For EU homologated check availability				-	-	Heavy Duty Trailer with bumpers in PE	Heavy Duty Trailer with bumpers in PE
Base frame		Spillage free frame				Open Frame / Spillage Free Frame Option	Spillage free frame			Galvanized	-	-	-
Enclosure		Galvanized steel canopy and powder coating paint	Galvanized steel canopy and powder coating paint	HardHat® doors	Galvanized steel canopy and powder coating paint	Gull-wing HardHat® doors				HardHat® canopy	-	-	-
<b>Dimensions and weight</b>													
Dimensions in transport Fix Towbar(L x W x H)	m	1,16 x 1,16 x 2,5	3,55 x 1,7 x 2,3	2,09 x 1,29 x 2,5	1,16 x 1,16 x 2,5	1,67 x 1,10 x 2,50	1,67 x 1,10 x 2,50	1,67 x 1,10 x 2,50	1,8 x 1,35 x 2,97	1,13 x 0,76 x 2,2	0,5 x 0,5 x 2,2	1,1 x 0,85 x 2	1,1 x 0,85 x 2
Weight	kg	980	1204	995	980	702	702	694	826	276	45	110	110

(\*) CE models, please consult

# Product portfolio

## GENERATORS

**PORTABLE**  
1,6–12 kVA






**MOBILE**  
9–1250\* kVA




**INDUSTRIAL**  
10–1420\* kVA



**LARGE POWER**  
800–1450 kVA


\*Multiple configurations available to produce power for any size application

## DEWATERING PUMPS

**ELECTRIC SUBMERSIBLE**  
250–16.200 l/min




**SURFACE PUMPS**  
833–23.300 l/min

## ENERGY STORAGE SYSTEMS

**ZENERGIZE**  
45-1000 kVA




Diesel and electric options available

## LIGHT TOWERS

**DIESEL**




**BATTERY**




**ELECTRIC**





## AIR COMPRESSORS AND HANDHELD TOOLS

**AIR COMPRESSORS**  
1–116 m<sup>3</sup>/min  
7–345 bar




**HANDHELD TOOLS**  
Pneumatic  
Hydraulic  
Petrol engine driven



## ONLINE SOLUTIONS


**SHOP ONLINE PARTS ONLINE**

Change parts online to spare parts for power equipment. We handle your orders 24 hours a day.



**POWER CONNECT**

Scan the QR code on your machine, and go to the QR Connect Portal to find all the information about your machine.



**LIGHT THE POWER YOUR SIZING TOOL**

A useful calculator to help you choose the best solution for your power and light needs



**FLEETLINK**

Intelligent telematics system that helps optimize fleet usage and reduce maintenance, ultimately saving time and cutting operating costs.




Atlas Copco Power Technique  
www.atlascopco.com/ptba